


Summer is a time for both you and your Seeing Eye Puppy to enjoy the sunshine and outdoors, but along with the fun, the season also offers up situations that can endanger your pup. By taking precautions, you can decrease the chance that disaster will happen. The Seeing Eye offers these tips for Puppy Raisers to keep their puppies safe this summer:



- ◆ During warm weather, the inside of your car can reach 120° in a matter of minutes, even if you're parked in the shade. This can mean real trouble for your puppies left in the car. Dogs and cats can't perspire and can only dispel heat by panting and through the pads of their feet. Puppies that are left in hot cars even briefly can suffer from heat exhaustion, heat stroke, brain damage, and can even die. Don't think that just because you'll be gone "just a minute" that your puppy will be safe while you're gone; even an air conditioned car with the motor off isn't healthy for your pet.
- ◆ Avoid strenuous exercise on extremely hot days. Take walks in the early mornings or evenings, when the sun's heat is less intense.
- ◆ Try to avoid prolonged exposure to hot asphalt or sand, which can burn your dog's paws.
- ◆ Summer is often a time when people fertilize their lawns and work in their gardens. But beware: Plant food, fertilizer, and insecticides can be fatal if your puppy ingests them.
- ◆ Provide plenty of water and shade for your puppies while they're enjoying the great outdoors so they can stay cool.



## **THUNDER STORMS**

- ◆ Puppies may pick up fear or discomfort with storms from their people, so it is important to develop a matter-of-fact attitude when dealing with a frightened youngster. Let the pup stay close, reassure him that he's fine, and coax him to play to divert his attention, but don't hover over him, stroke him incessantly, or cuddle him anxiously.
- ◆ Storms that develop from rapidly falling barometric pressure can subliminally affect an animal, so the dog may demonstrate anxiety even before the storm can be heard. Again, it is important to reassure the dog that he is fine and to not exaggerate the situation.
- ◆ Please let your coordinator know if you are experiencing any issues with your puppy during a thunder storm.




## PICNICS

- ◆ Of course no people food if you are at a picnic. Also watch out for those corn cobs they can cause an obstruction in your puppy that may require surgery.
- ◆ Styrofoam plates, plastic forks, knives, and spoons all could pose a problem if eaten by mistake by a puppy!!
- ◆ Small superballs or golf balls can be found at picnics. Pups could swallow these.
- ◆ Swimming pools, hot tubs and lakes are very tempting to some pups!!! Do not let them jump in for a swim. A small plastic kiddie pool is recommended.
- ◆ The chlorine could be very irritating for your pup's coat. Pond or lake water can also start up ear infections and fungal irritations on some puppy fur.
- ◆ Fireworks and puppies don't mix.



## BEACH TIPS

- ◆ Dogs, especially those with short hair, white fur, and pink skin, can sunburn. Limit your dog's exposure during the day and apply sunscreen to his ears and nose 30 minutes before going outside.
- ◆ Check with a lifeguard for daily water conditions. Dogs are easy targets for sea lice and jellyfish. Dogs should not be swimming in the ocean but can walk along the shoreline.
- ◆ Running on the sand is strenuous exercise. A dog that is out of shape can easily pull a tendon or ligament, so keep a check on your dog's activity.
- ◆ Do not let your dog drink seawater; the salt will make him sick.
- ◆ Salt and other minerals in ocean water can damage your dog's coat, so rinse him off at the end of the day.
- ◆ Not all beaches permit dogs; check local ordinances before heading out. Make sure to keep your dog on leash at the beach at all times.



## HEATSTROKE

Heatstroke can be the serious and often fatal result of a dog's prolonged exposure to excessive heat. Below are the signs of heatstroke and the actions you should take if your dog is overcome.

### Early Stages:

- Heavy panting.
- Rapid breathing.
- Excessive drooling.
- Bright red gums and tongue.
- Standing 4-square, posting or spreading out in an attempt to maintain balance.

### Advanced Stages:


- White or blue gums.
- Lethargy, unwillingness to move.
- Uncontrollable urination or defecation.
- Labored, noisy breathing.
- Shock.

If your dog begins to exhibit signs of heatstroke, you should immediately try to cool the dog down:

- Apply rubbing alcohol to the dog's paw pads.
- Apply ice packs to the groin area.
- Hose down with water.
- Allow the dog to lick ice chips or drink a small amount of water.
- Offer Pedialyte to restore electrolytes.

Check your dog's temperature regularly during this process. Once the dog's temperature has stabilized at between 100 to 102 degrees, you can stop the cool-down process.

If you cannot get the dog cooled down and you begin to see signs of advanced heatstroke, take the dog to the veterinarian immediately.



## **FAMILY VACATION**

- ◆ When making vacation plans, please discuss your plans with your area coordinator who will assist you in either taking your pup with you, or using a puppy sitter.
- ◆ If you are leaving your puppy home please plan ahead and find a puppy sitter.
- ◆ If you will be using a puppy sitter, please utilize the new puppy sitting forms that can be found on our website.
- ◆ Always let your coordinator know where your puppy will be.